




Orchard Planting Instructions

1

Plant approx
2m-3m apart



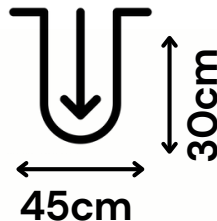
2

Soak the bare roots
in water for an hour.



3

Dig a hole to cover
the root system,
with some room to
grow.



4

Place the tree in the
hole, to the existing
soil mark.



5

Fill hole firmly with a
mixture of soil and
compost.
Water well.



6

For additional
support, a stake and
tree tie are
recommended.




7

Use tree guards or
fencing if rabbits or
deer are in the area



8

Go to
www.orchards.ie to
share your photos
and receive your
certificate of
participation.



9
Enjoy the fruits of
your labour





Orchards In The Community is part of the DCs for Bees initiative. To help increase pollination, Host in Ireland and its partners, along with local community groups, are planting over 2,500 mixed fruit orchards all over Ireland.

This action is being taken in support of the All-Ireland Pollinator Plan www.pollinators.ie and will allow large-scale monitoring of pollinators across Ireland.

For more information check out our website www.orchards.ie

Orchards supplier:



info@englishsfruitnursery.ie



#dcsforbees
www.orchards.ie